

Verifying Domain Ownership

Sequence	Completed task to configure and enable an IdP
1	- Add a domain and
	Verify domain ownership
	- Configure an OIDC or SAML v2.0 IdP
	Step 1 tasks (add and verify a domain, or configure an IdP) can be completed in any order
2	- Confirm the association of an IdP to the domain
3	- Enable the IdP configuration for all domain users
4	- <i>(Optional)</i> Add a subdomain

After a domain is added, domain ownership must be verified.

To verify domain ownership




1. After the TXT record has been configured for the domain, select **Check TXT Record** from the **Actions** (...) menu for the domain from the Email Domain table. The **Verify Domain Ownership** modal appears showing the domain to verify and the related TXT values for that domain. The **TXT Name** is not applicable if it is not supported by the provider.

Verify Domain Ownership ✕

Verify ownership of the **example.com** domain.


To verify ownership of the domain, you will need to set a TXT record on the domain with your DNS hosting provider. This allows the AMPLIFY Platform to verify you own this domain.

Configure a TXT record with the following values:

TXT Name	@  skip if not supported by provider
TXT Value	axway-amplify=#####-####-####-####-##### 
TTL	3600  or your provider default

Cancel Check TXT Record

2. Click **Check TXT Record**.
 - *If the TXT record was not found*, a dialog appears with the TXT values for the domain and any found records. Make sure the above value is set with your DNS provider and try again.

 DNS changes can take up to 48 hours to propagate so you may need to check again later.

Verify Domain Ownership ✕

Verify ownership of the **example.com** domain.

To verify ownership of the domain, you will need to set a TXT record on the domain with your DNS hosting provider. This allows the AMPLIFY Platform to verify you own this domain.

Configure a TXT record with the following values:

TXT Name	@ skip if not supported by provider
TXT Value	axway-amplify-#####-####-####-####-#####
TTL	3600 or your provider default

The expected record was not found for the domain. Please make sure the above value is set with your DNS provider and try again. Note that DNS changes can take up to 48 hours to propagate.

Found Records:

v=spf1 -all

8j5nfqld20zpcyr8xjw0ydcfq9rk8hgm

Cancel
Check TXT Record

- If the TXT record was found, a modal displays saying ownership has been confirmed and the DNS entry (TXT record) can be removed.

Domain Verification Successful ✕

The TXT record has been validated and ownership of the **example.com** domain for the organization has been confirmed.

If you wish, you may now remove the TXT record.

Close

When the domain is confirmed as owned, the Email Domain table will be updated to show **Verified** in the **Owned** column, and **Pending** in the **Associated** column.